


PLANOPLY®

Einrichten nach Mass

3

1950



Zusammenstellung:
Bezug:

87 / 18 / EasySwing 7952
24 Longlife quarz



Holzfuß in 2 Ausführungen
erhältlich



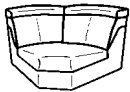
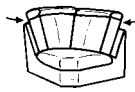
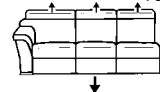
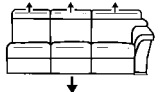
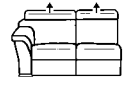

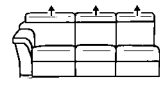
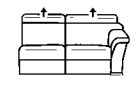
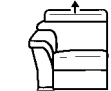



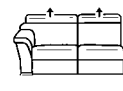
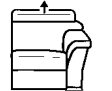
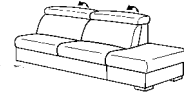

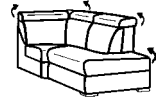
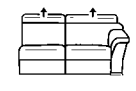
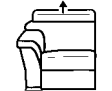

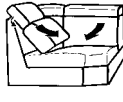
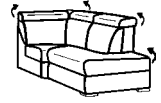

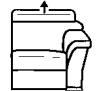
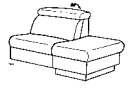






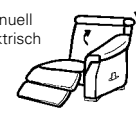

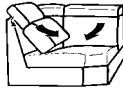

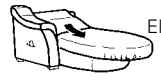

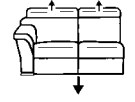


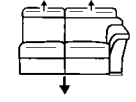
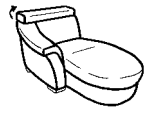
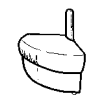
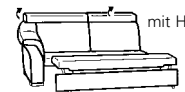
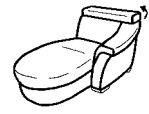

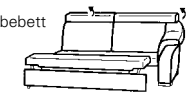

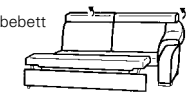

Hebebett - Variante 18



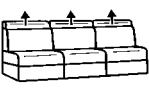
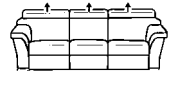
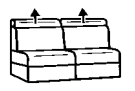
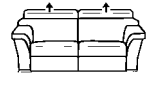

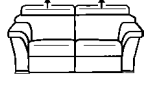


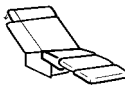


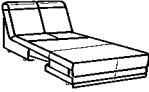
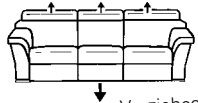











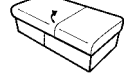








Recamiere mit Springaufbeschlag und
Stauraum - Variante 87



mit verstellbarer Kopfstütze

| Eck- elemente | 3sitzer Abschlusssteile | 2sitzer Abschlusssteile | 1sitzer Abschlusssteile | offene Abschlusssteile |
|---|---|--|---|---|
|  79 B/T/H: 118/118/85 |  76 B/T/H: 118/118/85 |  85 B/T/H: 200/98/85 |  86 B/T/H: 200/98/85 |  63 B/T/H: 133/98/85 |
|  76Y B/T/H: 118/118/85 |  65 B/T/H: 185/98/85 |  64 B/T/H: 133/98/85 |  77 B/T/H: 107/98/85 |  73 B/T/H: 186/98/85 |
|  59 B/T/H: 101/101/85 |  87 B/T/H: 100/204/85 |  13 B/T/H: 176/98/85 |  78 B/T/H: 107/98/85 |  74 B/T/H: 186/98/85 |
|  89 B/T/H: 129/129/85 |  88 B/T/H: 100/204/85 |  14 B/T/H: 176/98/85 |  37 B/T/H: 87/98/85 |  71 B/T/H: 155/98/85 |
|  75 B/T/H: 118/118/85 |  88 B/T/H: 100/204/85 |  19 B/T/H: 153/98/85 |  38 B/T/H: 87/98/85 |  72 B/T/H: 155/98/85 |
| |  57 B/T/H: 46/97/75 |  20 B/T/H: 153/98/85 |  15 B/T/H: 85/98/85 |  51 B/T/H: 124/98/85 |
| |  58 B/T/H: 46/97/75 |  21 B/T/H: 183/98/85 |  16 B/T/H: 85/98/85 |  52 B/T/H: 124/98/85 |
| |  75 B/T/H: 118/118/85 |  22 B/T/H: 183/98/85 |  43 A B/T/H: 100/168/85 |  69 B/T/H: 104/98/85 |
| | |  83 B/T/H: 176/98/85 |  44 A B/T/H: 100/168/85 |  70 B/T/H: 104/98/85 |
| | |  84 B/T/H: 176/98/85 |  43 X B/T/H: 100/166/85 |  91 B/T/H: 67/96/75 |
| | |  17 B/T/H: 176/98/85 |  44 X B/T/H: 100/166/85 |  92 B/T/H: 67/96/75 |
| | |  18 B/T/H: 176/98/85 |  29 B/T/H: 87/160/102 | |
| | |  18 B/T/H: 176/98/85 |  30 B/T/H: 87/160/102 | |

runde Abschlusssteile mit Funktion

| Zwischenelemente | Sofa - Sessel - Hocker |
|--|--|
|  50 B/T/H: 158/98/85 |  62 B/T/H: 211/98/85 |
|  39 B/T/H: 128/98/85 |  61 B/T/H: 180/98/85 |
|  34 B/T/H: 107/98/85 |  60 B/T/H: 159/98/85 |
|  41 B/T/H: 107/98/85 |  42 B/T/H: 210/98/85 |
|  27 B/T/H: 60/98/85 |  40 B/T/H: 180/98/85 |
|  90 B/T/H: 77/98/85 | |
|  47 B/T/H: 157/98/85 |  81 B/T/H: 226/98/85 |
|  46 B/T/H: 127/98/85 |  32 B/T/H: 106/98/85 |
|  05 B/T/H: 57/98/85 |  04 B/T/H: 106/98/87 |
|  35 B/T/H: 82/98/85 |  31 B/T/H: 88/82/88 |
|  11 B/T/H: 77/98/85 | |
|  10 B/T/H: 72/98/85 | |
|  09 B/T/H: 67/98/85 |  03 B/T/H: 79/68/44 |
|  08 B/T/H: 62/98/85 |  02 B/T/H: 135/71/45 |
|  36 B/T/H: 57/98/85 |  01 B/T/H: 64/63/41 |
|  07 B/T/H: 52/98/85 |  94 B/T/H: 21/44/15 |
|  06 B/T/H: 47/98/85 |  94 B/T/H: 21/44/15 |
|  28 B/T/H: 42/98/85 |  94 B/T/H: 21/44/15 |



Armlehne